

Format of holding of specified securities

Annexure - I

1. Name of Listed Entity: **JMD ALLOYS LTD.**

2. Scrip Code/Name of Scrip/Class of Security:


a.	Scrip Code :	CSE
b.	Name of Scrip:	20065
c.	Class of Security:	JMD Alloys Limited Equity

3. Share Holding Pattern Filed under : Reg. 31(1)(a)/Reg. 31(1)(b)/Reg. 31(1)(c)

a.	If under 31 (1)(b) then indicate the report for Quarter ending	30.09.2019
b.	If under 31(1)(c) then indicate date of allotment/extinguishment	N.A.

4. Declaration : The Listed entity is required to submit the following declaration to the extent of submission of information:-

Particulars	Yes	No
1 Whether the Listed Entity has issued any partly paid up shares?		✓
2 Whether the Listed Entity has issued any Convertible Securities or Warrants?		✓
3 Whether the Listed Entity has any shares against which depository receipts are issued?		✓
4 Whether the Listed Entity has any shares in Locked-in?		✓
5 Whether any shares held by promoters are pledge or otherwise encumbered?		✓



5. The tabular format for disclosure of holding of specified securities is as follows:-

Table I - Summary Statement holding of specified securities as on 30th Sep, 2019

Category (I)	Category of shareholder (II)	Nos. of shareholders (III)	No. of fully paid up equity shares held (IV)	No. of Partly paid up equity shares held (V)	No. of shares underlying Depository Receipts (VI)	Total nos. shares held (VII)=(IV)+(V)+(VI)	Shareholding as a % of total no. of shares (calculated as per SCRR, 1957) (VIII) As a % of (A+B+C2)	Number of Voting Rights held in each class of securities (IX)			No of shares Underlying convertible securities (including Warrants) (X)	Shareholding as a % assuming full conversion of convertible securities (as a percentage of diluted share capital) (XI)=(VII)+(X) As a % of (A+B+C2)	Number of Locked in shares (XII)		Number of shares pledged or otherwise encumbered (XIII)		Number of equity shares held in dematerialized form (XIV)
								Class: Equity	No of Voting Rights				No. (a)	As a % of total shares held (b)	No. (a)	As a % of total shares held (b)	
									Total	Total as a % of (A+B+C)							
(A)	Promoter & Promoter group	2	647460	-	-	647460	6.64	-	-	-	-	-	-	-	-	-	-
(B)	Public	76	9101240	-	-	9101240	93.36	-	-	-	-	-	-	-	-	-	-
(C)	Non Promoter - Non Public	-	-	-	-	-	-	-	-	-	-	-	-	-	-	-	-
(C1)	Shares underlying DRs	-	-	-	-	-	-	-	-	-	-	-	-	-	-	-	-
(C2)	Shares held by Employee Trusts	-	-	-	-	-	-	-	-	-	-	-	-	-	-	-	-
	Total	78	9748700	-	-	9748700	100.00	-	0	0.00	-	-	-	-	-	-	0





Table III - Statement Showing shareholding pattern of the Public shareholder as on 30th September, 2019

(1)	Category & Name of the Shareholders (I)	PAN	(II)	Nos. of shareholders (III)	No. of fully paid up equity shares held (IV)	Partly paid-up equity shares held (V)	Nos. of shares underlying Depository Receipts (VI)	Total nos. shares held (VII)=(IV)+(V)+(VI)	Shareholding % calculated as per SCRR, 1957) As a % of (A+B+C2) (VIII)	Number of Voting Rights held in each class of securities (IX)			Shareholding as a % assuming full conversion of convertible securities (as a percentage of diluted share capital) (XI)=(VII)+(X) As a % of A+B+C2)	Number of Locked in shares (XII)		Number of shares pledged or otherwise encumbered (XIII)		Number of equity shares held in dematerialized form (XIV)	
										Class: Equity	No of Voting Rights			No of shares Underlying outstanding convertible securities (including Warrants) (X)	No. (a)	As a % of total shares held (b)	No. (a)		As a % of total shares held (b)
											Total	% of Total Voting rights							
	Institutions																		
(a)	Mutual Funds / UTI	-	-	0	-	-	-	-	-	-	-	-	-	-	-	-	NA	-	-
(b)	Venture Capital Funds	-	-	0	-	-	-	-	-	-	-	-	-	-	-	-	NA	-	-
(c)	Alternate Investment Funds	-	-	0	-	-	-	-	-	-	-	-	-	-	-	-	NA	-	-
(d)	Foreign Venture Capital Investors	-	-	0	-	-	-	-	-	-	-	-	-	-	-	-	NA	-	-
(e)	Foreign Portfolio Investors	-	-	0	-	-	-	-	-	-	-	-	-	-	-	-	NA	-	-
(f)	Financial Institutions / Banks	-	-	0	-	-	-	-	-	-	-	-	-	-	-	-	NA	-	-
(g)	Insurance Companies	-	-	0	-	-	-	-	-	-	-	-	-	-	-	-	NA	-	-
(h)	Provident Funds / Pension Funds	-	-	0	-	-	-	-	-	-	-	-	-	-	-	-	NA	-	-
(i)	Any Other (specify)	-	-	0	-	-	-	-	-	-	-	-	-	-	-	-	NA	-	-
	Sub Total (B)(1)	-	-	0	-	-	-	-	-	-	-	-	-	-	-	-	NA	-	-
(2)	Central Government / State Government(s) / President of India	-	-	0	-	-	-	-	-	-	-	-	-	-	-	-	NA	-	-
	Sub Total (B)(2)	-	-	0	-	-	-	-	-	-	-	-	-	-	-	-	NA	-	-
(3)	Non-Institutions																		
(a)	Individuals-																		
	i. Individual shareholders holding nominal share capital upto Rs.2 lakhs			27	78,970	-	-	78,970	0.81								NA	-	-
	ii. Individual shareholders holding nominal share capital in excess of Rs.2 lakhs			34	79,13,470	-	-	79,13,470	81.17								NA	-	-
(b)	NBFCs registered with RBI																NA	-	-
(c)	Employee Trusts			0	-	-	-	-	-								NA	-	-
(d)	Overseas Depositories (holding DRs) (balancing figure)			0	-	-	-	-	-								-	-	-
(e)	Any Other (specify) -																		
	i] Bodies Corporate			15	11,08,800	-	-	11,08,800	11.37								NA	-	-
1	ROYALPREMIUM DEVELOPERS PRIVATE LIMITED(formarly known as Royal Electrocasting			4	422710	-	-	422710	4.34								NA	-	-
2	D K ISPAT & TIMBER LTD			5	403790	-	-	403790	4.14								-	-	-
3	SINWATEX INVESTMENT LIMITED			1	5400	-	-	5400	0.06								-	-	-
4	D. K. FINVEST PVT. LTD.			5	276900	-	-	276900	2.84								-	-	-
	ii] Clearing Member																NA	-	-
	iii] Non Resident Individual																NA	-	-



	Category & Name of the Shareholders (I)	PAN (II)	Nos. of shareholders (III)	No. of fully paid up equity shares held (IV)	Partly paid-up equity shares held (V)	Nos. of shares underlying Depository Receipts (VI)	Total nos. shares held (VII)=(IV)+(V)+(VI)	Shareholding % calculated as per SCRR, 1957) As a % of (A+B+C2) (VIII)	Number of Voting Rights held in each class of		No of shares Underlying outstanding convertible securities (including Warrants) (X)	Shareholding as a % assuming full conversion of convertible securities (as a percentage of diluted share capital) (XI)=(VII)+(X) As a % of A+B+C2)	Number of Locked in shares (XII)		Number of shares		Number of equity shares held in dematerialized form (XIV)
									No of Voting Rights				Total as a % of Total Voting rights	As a % of total shares held	No. held	As a % of total shares held	
									Class: Equity	Total							
(1)	Custodian / DR Holder		-	-	-	-	-	-	-	-	-	-	-	-	NA	NA	-
(2)	Employee Benefit Trust (under SEBI (Share based Employee Benefit) Regulations, 2014)		-	-	-	-	-	-	-	-	-	-	-	-	NA	NA	-
	Total Non Promoter - Non Public Shareholding (C)=(C)(1)+(C)(2)		-	-	-	-	-	-	-	-	-	-	-	-	NA	NA	-

