

Format of holding of specified securities1. Name of Listed Entity: **JMD ALLOYS LTD.**

2. Scrip Code/Name of Scrip/Class of Security:

a.	Scrip Code :	CSE
b.	Name of Scrip:	20065
c.	Class of Security:	JMD Alloys Limited Equity

3. Share Holding Pattern Filed under : Reg. 31(1)(a)/Reg. 31(1)(b)/Reg. 31(1)(c)

a.	If under 31 (1)(b) then indicate the report for Quarter ending	31.12.2019
b.	If under 31(1)(c) then indicate date of allotment/extinguishment	N.A.

4. Declaration : The Listed entity is required to submit the following declaration to the extent of submission of information:-

	Particulars	Yes	No
1	Whether the Listed Entity has issued any partly paid up shares?		✓
2	Whether the Listed Entity has issued any Convertible Securities or Warrants?		✓
3	Whether the Listed Entity has any shares against which depository receipts are issued?		✓
4	Whether the Listed Entity has any shares in Locked-in?		✓
5	Whether any shares held by promoters are pledge or otherwise encumbered?		✓



5. The tabular format for disclosure of holding of specified securities is as follows:-

Table I - Summary Statement holding of specified securities as on 31st December, 2019

Category (I)	Category of shareholder (II)	Nos. of shareholders (III)	No. of fully paid up equity shares held (IV)	No. of Partly paid up equity shares held (V)	No. of shares underlying Depository Receipts (VI)	Total nos. shares held (VII)=(IV)+(V)+(VI)	Shareholding as a % of total no. of shares (calculated as per SCRR, 1957) (VIII) As a % of (A+B+C2)	Number of Voting Rights held in each class of securities (IX)			No of shares Underlying outstanding convertible securities (including Warrants) (X)	Shareholding as a % assuming full conversion of convertible securities (as a percentage of diluted share capital) (XI)=(VII)+(X) As a % of (A+B+C2)	Number of Locked in shares (XII)		Number of shares pledged or otherwise encumbered (XIII)		Number of equity shares held in dematerialized form (XIV)
								No of Voting Rights		Total as a % of (A+B+C)			No. (a)	As a % of total shares held (b)	No. (a)	As a % of total shares held (b)	
								Class: Equity	Total								
(A)	Promoter & Promoter group	2	647460	-	-	647460	6.64	-	-	-	-	-	-	-	-	-	-
(B)	Public	76	9101240	-	-	9101240	93.36	-	-	-	-	-	-	-	-	-	-
(C)	Non Promoter - Non Public	-	-	-	-	-	-	-	-	-	-	-	-	-	-	-	-
(C1)	Shares underlying DRs	-	-	-	-	-	-	-	-	-	-	-	-	-	-	-	-
(C2)	Shares held by Employee Trusts	-	-	-	-	-	-	-	-	-	-	-	-	-	-	-	-
	Total	78	9748700	-	-	9748700	100.00	-	0	0.00	-	-	-	-	-	-	0




Table II - Statement Showing shareholding pattern of the Promoter and Promoter Group as on 31st December, 2019

Category & Name of the Shareholders (I)	PAN	(II)	Nos. of shareholders (III)	No. of fully paid up equity shares held (IV)	Partly paid-up equity shares held (V)	Nos. of shares underlying Depository Receipts (VI)	Total nos. shares held (VII)=(IV)+(V)+(VI)	Shareholding % calculated as per SCRR, 1957) As a % of (A+B+C2) (VIII)	Number of Voting Rights held in each class of securities (IX)			No of shares Underlying outstanding convertible securities (including Warrants) (X)	Shareholding as a % assuming full conversion of convertible securities (as a percentage of diluted share capital) (XI)=(VII)+(X) As a % of A+B+C2)	Number of Locked in shares (XII)		Number of shares pledged or otherwise encumbered (XIII)		Number of equity shares held in dematerialized form (XIV)	
									No of Voting Rights		Total as a % of Total Voting rights			No. (a)	As a % of total shares held (b)	No. (a)	As a % of total shares held (b)		
									Class: Equity	Total									
(1) Indian																			
(a) Individuals/Hindu undivided Family			2	647460	-	-	647460	6.64											
Promoter:																			
RAJESH KUMAR GUPTA			1	197460	-	-	197460	2.03											
SIDDHARTA GUPTA			1	450000	-	-	450000	4.62											
(b) Central Government/State Government(s)																			
(c) Financial Institutions/Banks																			
(d) Any Other (specify): Bodies Corporate																			
Persons Acting in Concert																			
Sub Total (A)(1)			2	647460	-	-	647460	6.64											
(2) Foreign																			
(a) Individuals (Non-Resident Individuals/Foreign Individuals)																			
(b) Government																			
(c) Institutions																			
(d) Foreign Portfolio Investor																			
(e) Any Other (specify)																			
Sub Total (A)(2)																			
Total Shareholding of Promoter and Promoter Group (A)=(A)(1)+(A)(2)			2	647460	-	-	647460	6.64											
Details of Shares which remain unclaimed may be given hear along with details such as number of shareholders, outstanding shares held in demat/unclaimed suspense account, voting rights which are frozen etc. :																			NONE




Table III - Statement Showing shareholding pattern of the Public shareholder as on 31st December, 2019

(1)	Category & Name of the Shareholders (I)	PAN	Nos. of shareholder s (III)	No. of fully paid up equity shares held (IV)	Partly paid-up equity shares held (V)	Nos. of shares underlying Depository Receipts (VI)	Total nos. shares held (VII)=(IV)+(V)+(VI)	Shareholding % calculated as per SCRR, 1957) As a % of (A+B+C2) (VIII)	Number of Voting Rights held in each class of securities (IX)			No of shares Underlying outstanding convertible securities (including Warrants) (X)	Shareholding as a % assuming full conversion of convertible securities (as a percentage of diluted share capital) (XI)=(VII)+(X) As a % of A+B+C2)	Number of Locked in shares (XII)		Number of shares pledged or otherwise encumbered (XIII)		Number of equity shares held in dematerialized form (XIV)	
									Class: Equity	No of Voting Rights				No. (a)	As a % of total shares held (b)	No. (a)	As a % of total shares held (b)		
										Total	% of Total Voting rights								
(1)	Institutions																		
(a)	Mutual Funds / UTI	-	0	-	-	-	-	-	-	-	-	-	-	-	-	-	NA	-	-
(b)	Venture Capital Funds	-	0	-	-	-	-	-	-	-	-	-	-	-	-	-	NA	-	-
(c)	Alternate Investment Funds	-	0	-	-	-	-	-	-	-	-	-	-	-	-	-	NA	-	-
(d)	Foreign Venture Capital Investors	-	0	-	-	-	-	-	-	-	-	-	-	-	-	-	NA	-	-
(e)	Foreign Portfolio Investors	-	0	-	-	-	-	-	-	-	-	-	-	-	-	-	NA	-	-
(f)	Financial Institutions / Banks	-	0	-	-	-	-	-	-	-	-	-	-	-	-	-	NA	-	-
(g)	Insurance Companies	-	0	-	-	-	-	-	-	-	-	-	-	-	-	-	NA	-	-
(h)	Provident Funds / Pension Funds	-	0	-	-	-	-	-	-	-	-	-	-	-	-	-	NA	-	-
(i)	Any Other (specify)	-	0	-	-	-	-	-	-	-	-	-	-	-	-	-	NA	-	-
	Sub Total (B)(1)		0	-	-	-	-	-	-	-	-	-	-	-	-	-	NA	-	-
(2)	Central Government / State Government(s) / President of India		0	-	-	-	-	-	-	-	-	-	-	-	-	-	NA	-	-
	Sub Total (B)(2)		0	-	-	-	-	-	-	-	-	-	-	-	-	-	NA	-	-
(3)	Non-Institutions																		
(a)	Individuals-																		
	i. Individual shareholders holding nominal share capital upto Rs.2 lakhs		27	78,970	-	-	78,970	0.81									NA	-	-
	ii. Individual shareholders holding nominal share capital in excess of Rs.2 lakhs		34	79,13,470	-	-	79,13,470	81.17									NA	-	-
(b)	NBFCs registered with RBI																NA	-	-
(c)	Employee Trusts		0	-	-	-	-	-									-	-	-
(d)	Overseas Depositories (holding DRs) (balancing figure)		0	-	-	-	-	-									-	-	-
(e)	Any Other (specify) - ij Bodies Corporate		15	11,08,800	-	-	11,08,800	11.37									NA	-	-
	1 ROYALPREMIUM DEVELOPERS PRIVATE LIMITED(formarly known as Royal Electrocasting		4	422710	-	-	422710	4.34									NA	-	-
	2 D K ISPAT & TIMBER LTD		5	403790	-	-	403790	4.14									NA	-	-
	3 LIMITED		1	5400	-	-	5400	0.06									NA	-	-
	4 D. K. FINVEST PVT. LTD.		5	276900	-	-	276900	2.84									NA	-	-
	ii) Clearing Member																NA	-	-
	iii) Non Resident Individual																NA	-	-




Table III - Statement Showing shareholding pattern of the Public shareholder as on 31st December, 2019

Category & Name of the Shareholders (I)	PAN	Nos. of shareholders (II)	Nos. of shareholders (III)	No. of fully paid up equity shares held (IV)	Partly paid-up equity shares held (V)	Nos. of shares underlying Depository Receipts (VI)	Total nos. shares held (VII)=(IV)+(V)+(VI)	Shareholding % calculated as per SCRR, 1957) As a % of (A+B+C2) (VIII)	Number of Voting Rights held in each class of securities (IX)		No of shares Underlying outstanding convertible securities (including Warrants) (X)	Shareholding as a % assuming full conversion of convertible securities (as a percentage of diluted share capital) (XI)=(VII)+(X) As a % of A+B+C2)	Number of Locked in shares (XII)		Number of shares pledged or otherwise encumbered (XIII)		Number of equity shares held in dematerialized form (XIV)	
									No of Voting Rights				As a % of Total Voting rights	No. (a)	As a % of total shares held (b)	No. (a)		As a % of total shares held (b)
									Class: Equity	Total								
Sub Total (B)(3)			76	91,01,240	-	-	91,01,240	93.36			-	-	-	-	NA			
Total Public Shareholding (B)=(B)(1)+(B)(2)+(B)(3)			76	91,01,240	-	-	91,01,240	93.36			-	-	-	-	NA			
Details of the shareholders acting as persons in Concert including their Shareholding (No. and %):																	None	
Details of Shares which remain unclaimed may be given hear along with details such as number of shareholders, outstanding shares held in demat/unclaimed suspense account, voting rights which are frozen etc.:																	None	
Note: For the purpose of disclosure under point 3(e)(i), the shareholders holding more than 1% of total number of shares as on 31st Dec, 2019 based on each folio (including beneficiary position received from depositories) has been considered.																		




Table IV - Statement Showing shareholding pattern of the Non Promoter - Non Public shareholder as on 31st December, 2019

	Category & Name of the Shareholders (I)	PAN (II)	Nos. of shareholders (III)	No. of fully paid up equity shares held (IV)	Partly paid-up equity shares held (V)	Nos. of shares underlying Depository Receipts (VI)	Total nos. shares held (VII)=(IV)+(V)+(VI)	Shareholding % calculated as per SCRR, 1957) As a % of (A+B+C2) (VIII)	Number of Voting Rights held in each class of		No of shares Underlying outstanding convertible securities (including Warrants) (X)	Shareholding as a % assuming full conversion of convertible securities (as a percentage of diluted share capital) (XI)=(VII)+(X) As a % of A+B+C2)	Number of Locked in shares (XII)		Number of shares		Number of equity shares held in dematerialized form (XIV)	
									No of Voting Rights				Total as a % of Total Voting rights	No. (a)	As a % of total shares held (b)	No. (a)		As a % of total shares held (b)
									Class: Equity	Total								
(1)	Custodian / DR Holder		-	-	-	-	-	-	-	-	-	-	-	-	NA	NA	-	
(2)	Employee Benefit Trust (under SEBI (Share based Employee Benefit) Regulations, 2014)		-	-	-	-	-	-	-	-	-	-	-	-	NA	NA	-	
	Total Non Promoter - Non Public Shareholding (C)=(C)(1)+(C)(2)		-	-	-	-	-	-	-	-	-	-	-	-	NA	NA	-	

